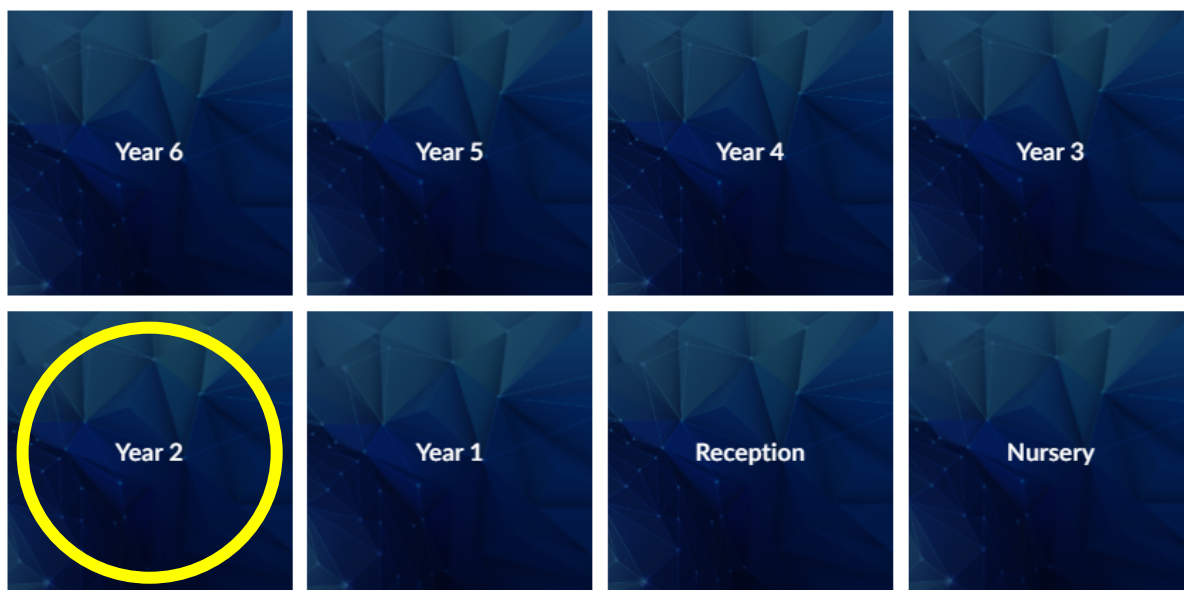


Blowers Green Primary: School at Home **Year 2**

Week 1: Wednesday 1st April 2020



E-mail: yeartwo@blowers.dudley.sch.uk

Good morning Class 2!

Below are your 'School at Home' tasks for today along with any links and resources which will help you to complete your home learning.

You can e-mail any questions you might have to the e-mail address above





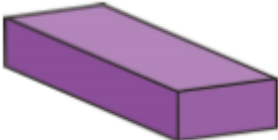


Some supporting materials and tasks are at the bottom (after the table below). Keep scrolling down to find them!

Good luck and well done for continuing your learning and working so hard!
We can't wait to see your work.

Mrs Potter & Miss Pylypiak-Clancy

P.S

Remember, you also have your challenges to work on!

Subject	Task
Maths	<p><u>Warm up maths brains up today by:</u></p> <ul style="list-style-type: none"> • Practising your 2x, 3x, 5x and 10x tables on times table rock stars. • Practising your number bonds to make 10 and make 30 using this link: https://www.topmarks.co.uk/maths-games/hit-the-button <ul style="list-style-type: none"> • Look at the clock and record what time it is now. <p>Shape Play this game to remind yourself of the 3D shapes we have been learning about. https://www.topmarks.co.uk/Flash.aspx?a=activity20</p> <p>Now write the names of these 3D shapes in your yellow book.</p> <div style="display: flex; align-items: center; margin-bottom: 10px;"> <div style="margin-right: 10px;">1.</div>  </div> <div style="display: flex; align-items: center; margin-bottom: 10px;"> <div style="margin-right: 10px;">2.</div>  </div> <div style="display: flex; align-items: center; margin-bottom: 10px;"> <div style="margin-right: 10px;">3.</div>  </div> <div style="display: flex; align-items: center; margin-bottom: 10px;"> <div style="margin-right: 10px;">4.</div>  </div> <div style="display: flex; align-items: center;"> <div style="margin-right: 10px;">5.</div>  </div>



6.

Can you record how many faces, vertices and edges each shape has?

e.g.

A cube has 8 vertices. It has 6 faces. It has 12 edges.

Challenge:

3D Shapes

Which shapes are best?

Sid has lost his ball and needs a new one.
Look at the shapes on the table.
Which shapes would make a good ball? Which ones would not?
Can you say why?

3D Shapes

Which shapes are best?

Ava is building a house. Can you find a cube and copy her house so far?
Now, Ava needs a roof. Should she use a sphere or a pyramid?
Try them both and decide which shape is best. Why is this?

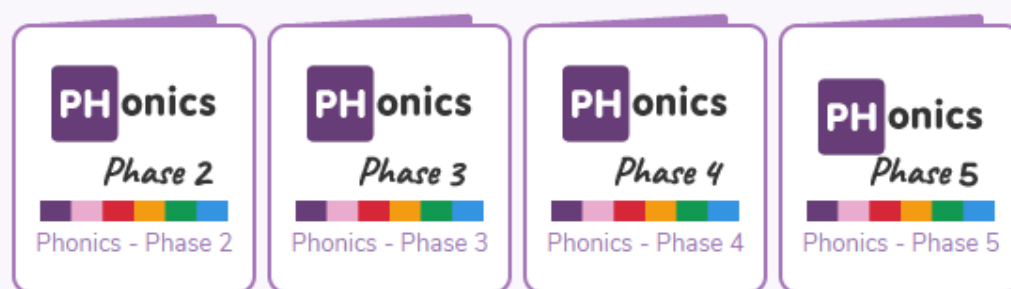
Phonics

Log into purple mash from the school website.

Click on the 'English' tab. Then scroll down to 'SPAG' and click on 'Phonics'

SPAG:

Now click on your phonics phase.



Once you have clicked on your phase, click on the tab labelled 'cloze activities'.

Now spend ten minutes practising your sounds.

Tip: If you get stuck, type 'Mr Thorne does phonics' into YouTube. He can help!

Writing

Write an introduction to an exciting story



Use the picture above to continue writing yesterday's story.

- Think about telling me how the bed sounds as it takes off? e.g. *Bang! George's old bed zoomed across the sky, twisting and turning.*
- What would your character say? e.g. *"Oh no! What's happening?"* cried George.
- How does the sky look? e.g. *George looked at the sky, it was indigo blue like the bottom of the ocean.*

Remember:

- Write about this picture.
- Check your punctuation.

Challenge

- Can you use a simile? e.g. *The bed zoomed off as fast as a speeding train.*

RE:

Easter

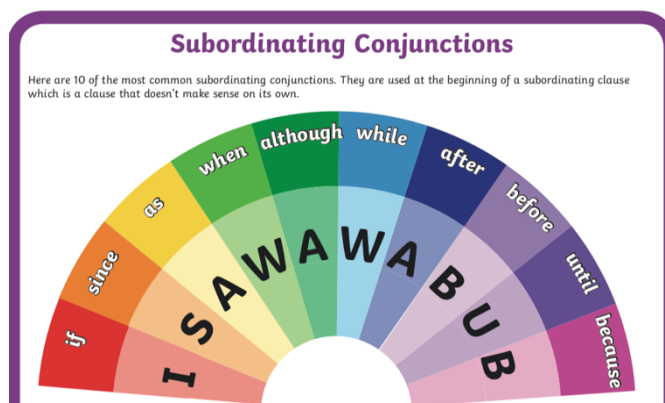
Look back at the comic strip you created yesterday. Today we are going to

begin to retell the Easter story, thinking about how we can use our lenses to make it engaging for the reader.

Today, I want you to retell plot point 1 and 2 (using the pictures below).

Plot point 1

- Tell me how Jesus felt, *e.g. Jesus was overjoyed when so many people welcomed him into Jerusalem.*
- Use a subordinating conjunction to add more detail to your sentence.



Plot point 2

- Tell me what Jesus and his disciples ate. Can you use an expanded noun phrase? *e.g. Jesus ate the crusty, crunchy loaf.*
- Tell me what Jesus and his friends said to each other, *e.g. Jesus said "One of you will betray me". His friends all felt shocked.*

If you find this a little tricky write a sentence or use your sounds to spell some key words to describe picture 1 and picture 2.

Extra fun:

If you want to read a new and exciting book choose one from this website:

<https://www.oxfordowl.co.uk/for-home/find-a-book/library-page/>

1.

Jesus arrived in Jerusalem on Palm Sunday. The people were happy to see Jesus and waved palm branches.



Some important people were jealous of how much the people loved Jesus.



Judas was one of Jesus' special friends. The important people gave Judas money to tell them where Jesus was so they could arrest him.



2.

Jesus had a special dinner called a Passover meal with his friends. This meal is now known as the Last Supper.



Jesus gave his friends bread and wine. He then told them that one of them had turned against him.

